


3 Basic Fire safety tips



- ✓ Don't smoke
- ✓ Keep matches up high where children cannot reach them
- ✓ Keep space heaters at least three feet away from anything that can burn
- ✓ Be Kitchen wise. When cooking declare a kid-free zone 3 feet around the stove or microwave. Turn pot handles in towards the stove so children can not grab them. Keep clutter away from the stove and never leave the kitchen while cooking.
- ✓ Cool a burn with cool water for 10 to 15 minutes. If blisters or charring appear call the doctor.
- ✓ Stop, Drop, and Roll, and cover your face if your cloths catch on fire.
- ✓ Crawl low under smoke.

Emergency Information for Babysitters

Police _____

Fire _____

Ambulance _____

Poison Control _____

Family Name _____

Family address _____

Family phone number _____

Parents can be reached at _____

Address _____

Telephone _____

Parents are due back at _____

Neighbour's name _____


Neighbour's telephone _____

Important information _____


For more information call 975-2574



Babysitting and Fire Safety




1 Parents' Responsibility



- ✓ Make sure children are familiar with the home escape plan.
- ✓ Post the home escape plan.
- ✓ Test all smoke alarms to make sure they are working.
- ✓ Speak to responsible neighbours so that the babysitter may contact them during an emergency.
- ✓ Post emergency phone numbers near the phone. Include the neighbour's address and phone number as well as your own address.

2 Questions to Ask When You Arrive

- ✓ Tour the home with the parents and discuss their home escape plan. Identify possible exits.
- ✓ Ask where the designated meeting place is outside as well as the neighbours homes.
- ✓ Ask the parents what to do in the event of a fire. **The babysitter's only concern is to get everyone out quickly and safely.**
- ✓ Ask where the list of emergency numbers is, and if they have an emergency information sheet.
- ✓ Ask where the first aid kit is kept.
- ✓ Ask for additional information regarding the children's routines and special needs.



3 Babysitter's responsibility in the event of a fire



- 1 No matter how small the fire, if you smell smoke or detect the smell of gas leave the home immediately.
- 2 In the event of a fire, remove the children from the home and take them to a safe place.
- 3 **Do not** waste time dressing the children, if it is cold outside grab a blanket to wrap around the children.
- 4 **Do not** turn on any light switches because this could create a spark, fire or an explosion.
- 5 Once you are out of the house do not re-enter the building for any reason.
- 6 Call the Fire Department or 9-1-1 from a neighbour's house once everyone is out of the home safely.